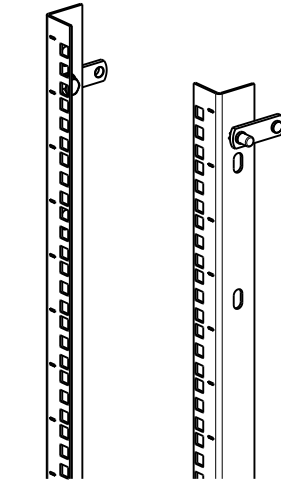
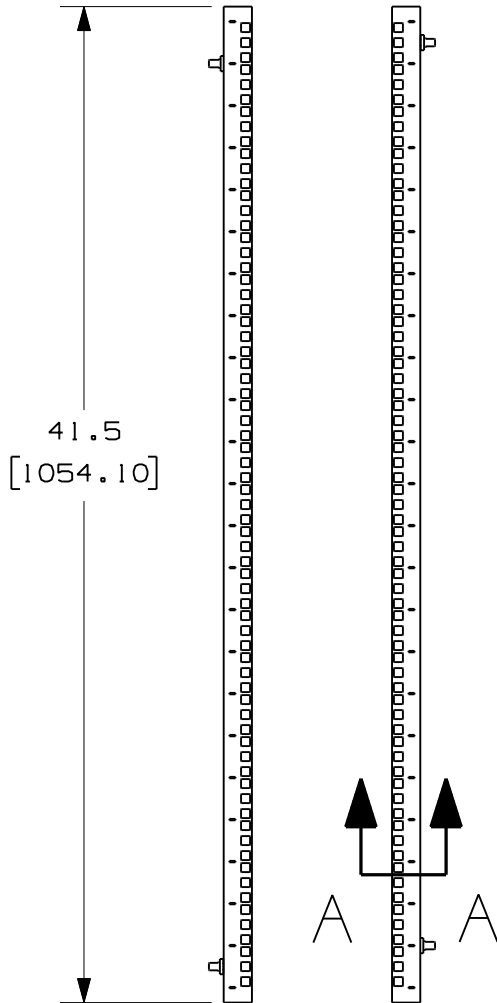
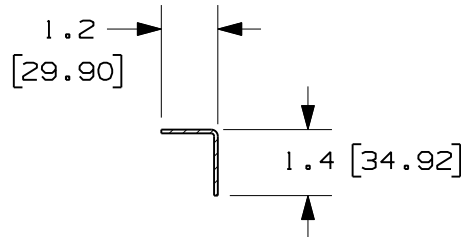


THIS COPY IS PROVIDED ON A RESTRICTED BASIS AND IS NOT TO BE USED IN ANY WAY DETRIMENTAL TO THE INTERESTS OF PANDUIT CORP.

PANDUIT P/N	WEIGHT
CNRCS	5.5 LBS/EACH 2.5 kg/EACH



DETAIL OF RAILS



SECTION A - A
SCALE 1:4

NOTES:

- VISIT OUR ON-LINE CATALOG AT WWW.PANDUIT.COM FOR A CURRENT LIST OF PRODUCTS APPLICABLE FOR USE WITH THIS PART.
- COMPONENTS:
1- LEFT CABINET CAGE NUT EQUIPMENT RAIL
1- RIGHT CABINET CAGE NUT EQUIPMENT RAIL
1- HARDWARE MOUNTING KIT
- DIMENSIONS IN PARENTHESIS ARE METRIC (mm).
- CAN BE USED WITH ANY 19" EIA STANDARD COMPONENT IN ADDITION TO ALL PANDUIT HORIZONTAL CABLE MANAGEMENT AND PATCH PANEL PRODUCTS.
- 23 AVAILABLE RACK SPACES.
- EIA UNIVERSAL HOLE PROGRESSION: .625", .625", .500", .625", .625", .500"...ETC
- RACK UNIT INDEX MARKS ARE CLEARLY PRINTED ON EACH RAIL.
- FOR USE ON 42RU AND 45RU NET-ACCESS CABINETS.

MODEL FILENAME	V10647AC/02.PRT
CAD FILENAME/LAYERS	V10647AC_DC/02A.PRT
<h1>PANDUIT</h1> CORP. TINLEY PARK, ILLINOIS	
23 RU CAGE NUT EQUIPMENT RAILS (CNRCS) CUSTOMER DRAWING	

REV	DATE	BY	CHK	DESCRIPTION	ECN	R	CUST	SUP	OTH	UNLESS OTHERWISE SPECIFIED, DIMENSIONAL TOLERANCES ARE:	UNLESS OTHERWISE SPECIFIED, ALL DIMENSIONS ARE GIVEN IN INCHES, THIRD ANGLE PROJECTION.
O2A	9-16-11	LEE	BSN	A. MODEL REVISED	V10647AC-DC		JDWE			INCHES: X.X +/- 0.06, X.XX +/- 0.03, X.XXX +/- 0.015 METRIC - MILLIMETER: X +/- 1.5, X.X +/- 0.8, X.XX +/- 0.4 ANGLE: +/- 1°	NONE DRAWING NO. V10647AC-DC DWG SIZE A
O1A	12-4-08	PIP	RMA	RELEASED TO PRODUCTION	V10647AC-DC		KRKE			DRAWN BY PIP DATE 12-4-08 CHK'D RMA	

Mouser Electronics

Authorized Distributor

Click to View Pricing, Inventory, Delivery & Lifecycle Information:

[Panduit:](#)

[CNRCS](#)